

Foundation Stage and Key Stage One Weekly Spelling Lists

Introduction

'Foundation Stage and Key Stage 1 Weekly Spelling Lists' provides carefully organised lists of spellings to be learned by pupils each week. If this scheme is followed through Foundation Stage, Year 1 and Year 2, all phonic strands and high frequency spellings will have been learned in a systematic way, related to 'Letters and Sounds: Principles and Practice of High Quality Phonics Six-Phase Teaching Programme'.

N.B. Phase 1 consists only of speaking and listening activities, so no spellings are provided for this phase.

The spelling lists should be taught in class as part of literacy lessons (word level work). Words can be displayed using coloured felt tip marker pens in order to emphasise the various patterns. The lists may be photocopied for the children to (take home and) learn (at home) on a weekly basis.

There are supplementary lists for children who do not make enough progress and require reinforcement. For very able children, the second book in this series (Key Stage 2 Weekly Spelling Lists) could be used.

Following each section of lists, there are a number of 'High Frequency Word Reinforcement Books'. These books are designed to support the reading and spelling process through carefully graded lists of words.

Topical Resources publishes a range of Educational Materials for use in Primary Schools and Pre-School Nurseries and Playgroups.

For latest catalogue:

Visit: www.topical-resources.co.uk

e.mail: sales@topical-resources.co.uk

Tel: 01772 863158

Fax: 01772 866153

Topical Resources, P.O. Box 329, Broughton, Preston Lancashire. PR3 5LT

Copyright © 2008 Helen Sheridan and Linda Cartwright

Designed by Paul Sealey Design Services, 3 Wentworth Drive, Thornton, Lancashire.

Printed in the UK for 'Topical Resources' by T. Snape and Co. Ltd, Boltons Court, Preston, Lancashire.

First Published September 2006

Second Edition January 2009

ISBN Ten: 1-905509-19-7

ISBN Thirteen: 978-1-905509-19-5

Contents

How to Use this Book	Page 2
Diagnostic Spelling Test	Page 4

Letters and Sounds Phase 2

Introductory Spelling List 1	Page 8
Introductory Spelling List 2	Page 10
Introductory Spelling List 3	Page 12
Phase 2 Spelling List	Page 14
Phase 2 Supplementary Spelling List	Page 16
High Frequency Words Reinforcement Book 1	Page 18
High Frequency Words Reinforcement Book 2	Page 19
Phase 2 Individual Pupil Record	Page 20

Letters and Sounds Phase 3

Phase 3a Spelling List	Page 22
Phase 3a Supplementary Spelling List	Page 24
Phase 3b Spelling List	Page 26
Phase 3b Supplementary Spelling List	Page 28
High Frequency Words Reinforcement Book 3a	Page 30
High Frequency Words Reinforcement Book 3b	Page 31
Phase 3 Individual Pupil Record	Page 32

Letters and Sounds Phase 4

Phase 4 Spelling List	Page 34
Phase 4 Supplementary Spelling List	Page 36
High Frequency Words Reinforcement Book 4	Page 37
Phase 4 Individual Pupil Record	Page 38

Letters and Sounds Phase 5


Phase 5 Spelling List 1	Page 40
Phase 5 Spelling List 2	Page 42
Phase 5 Spelling List 3	Page 44
Phase 5 Supplementary Spelling List	Page 45
High Frequency Words Reinforcement Book 5	Page 48
Phase 5 Individual Pupil Record	Page 49

Letters and Sounds Phase 6

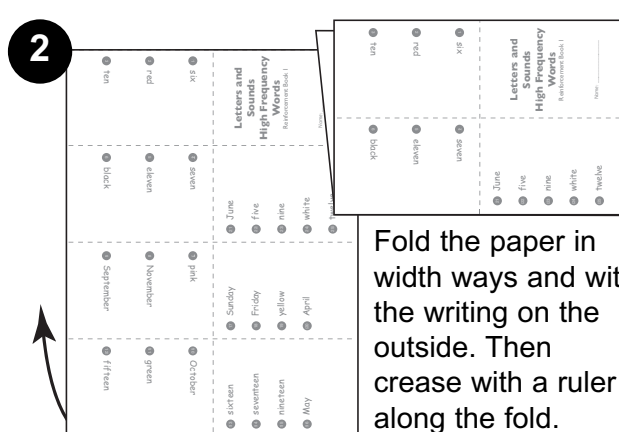
Phase 6 Spelling List 1	Page 52
Phase 6 Spelling List 2	Page 54
Phase 6 Supplementary Spelling List	Page 56
High Frequency Words Reinforcement Book 6	Page 58
High Frequency Words Reinforcement Book 7	Page 59
High Frequency Words Reinforcement Book 8	Page 60
High Frequency Words Reinforcement Book 9	Page 61
High Frequency Words Reinforcement Book 10	Page 62
High Frequency Words Reinforcement Book 11	Page 63
Phase 6 Individual Pupil Record	Page 64

How to Make Read and Spell High Frequency Words Reinforcement Books

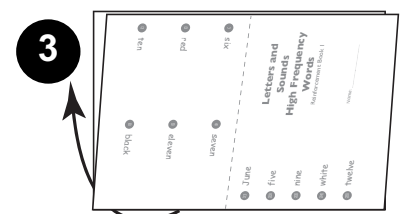
Photocopy the required book onto A4 paper. All folds and creases must be extremely accurate in order for the book to work. Creases should be carried out with a ruler. Always makes sure that you can see the 'Read and Spell' title page.




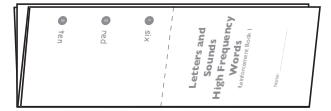
Trim along the solid lines at the top and bottom of the page.



Fold the paper in width ways and with the writing on the outside. Then crease with a ruler along the fold.



Fold in half again (as indicated by the arrow).



Open out the sheet of A4. You should have 3 creases making quarters.



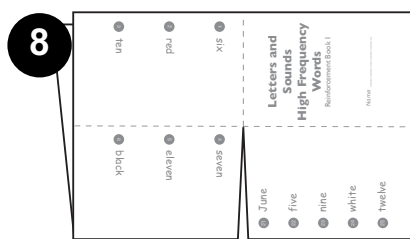
Fold in half lengthways and crease with a ruler.



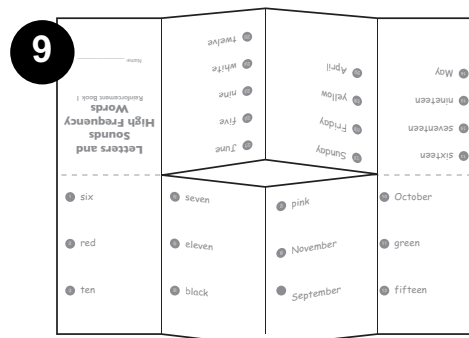
Open out. The sheet should now be divided into eight sections.



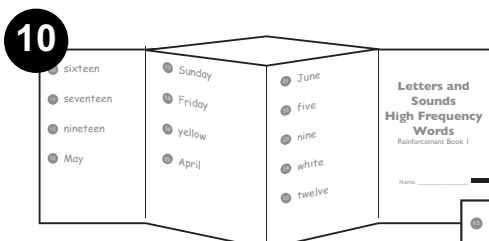
Fold in half width ways.



Cut from the fold through to the centre crease in exactly the middle.

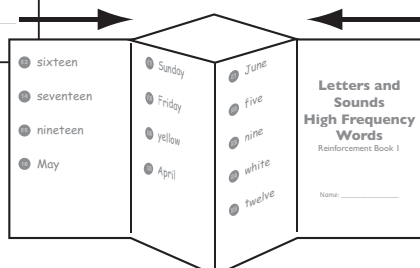


Open the page out.




Fold lengthways

Push inwards from both ends until all folds meet to form four right angles.



Close pages together – the title page needs to be on the outside. You should now have an A6 'Reinforcement Book'!



Phase 2 Introductory Spelling List 2

Source: Letters and Sounds - in teaching order
Introducing: I, ll, ss (weeks 7-9)
Mixed words (weeks 10-11)

Week 7

Date:

Name:

1 fog

2 log

3 dog

Week 8

Date:

Name:

1 tell

2 sell

3 fell

Week 9

Date:

Name:

1 miss

2 kiss

3 hiss

Week 10

Date:

Name:

1 sat

2 sit

3 tip

Week 11

Date:

Name:

1 pan

2 mat

3 did

Week 12

Date:

Name:

1 kit

2 cat

3 pen

Phase 2 Supplementary Spelling List

N.B. Only to be used with children who are repeating aspects of this phase's work.

Source: Words 1 - 8 taken from Letters and Sounds Phase 2 Phonics

Words 9 - 10 taken from Letters and Sounds Phase 2 High Frequency Word List

Week 12

Week 11

Week 10

Week 9

Week 8

Week 7

Date:	Date:	Date:	Date:	Date:	Date:	Date:	Date:
Name:	Name:	Name:	Name:	Name:	Name:	Name:	Name:
1 map	1 set	1 gap	1 pan	1 tell	1 puff		
2 mat	2 sit	2 lit	2 lot	2 sell	2 huff		
3 man	3 sat	3 ten	3 met	3 fell	3 cuff		
4 nap	4 sad	4 rug	4 log	4 bell	4 doll		
5 nan	5 Sam	5 wig	5 sum	5 kiss	5 dull		
6 net	6 sip	6 hat	6 pen	6 miss	6 full		
7 not	7 hit	7 hot	7 set	7 pass	7 boss		
8 nut	8 sun	8 top	8 tap	8 mass	8 less		
9 got	9 his	9 off	9 mum	9 of	9 but		
10 in	10 into	10 it	10 can	10 on	10 dad		

Name: _____

Reinforcement Book 7

'Letters and Sounds' Read and Spell High Frequency Words

- 1 lots
- 2 stop
- 3 long
- 4 along
- 5 last

- 6 fast
- 7 gran
- 8 wind
- 9 king
- 10 must

- 11 fish
- 12 wish
- 13 much
- 14 thing
- 15 things

- 16 think
- 17 something
- 18 plants
- 19 eggs
- 20 dragon

31 baby

32 again

33 or

34 before

26 away

27 play

28 may

29 gave

30 take

12 grandad

22 rabbit

23 across

24 saw

25 saw